

## **EX-ANTE & EX-POST INFORMATION**

ABOUT THE COSTS AND CHARGES RELATED  
TO THE INVESTMENT SERVICE



In accordance with the regulations resulting from the Commission Delegated Regulation (EU) 2017/565 of 25.04.2016 supplementing Directive 2014/65EU of the European Parliament and of the Council as regards organisational requirements and operating conditions for investment firms and defined terms for the purposes of that Directive, XTB Spółka Akcyjna (hereinafter referred to as: "XTB") is obliged to provide adequate and relevant information about the costs and charges related to the provision of investment services and benefits received from third parties before the provision of the investment service or ancillary service. In order to meet this obligation, XTB hereby provides this report showing the estimated costs incurred by the Client related to the financial instrument or investment service.

The costs presented in this document should be treated only as estimated values. The exact values of costs appropriate for a given Financial Instrument are presented in the cost [tables](#).


For each example, the table presents assumptions about the size of the transaction, market price, commission rate, potential spread and other additional fees. XTB does not receive any fees related to transactions made by the Client from third parties.



## The table of contents

CURRENCY CFD.....	4
COMMODITY CFD.....	5
INDEX CFD.....	6
STOCKS CFD.....	7
ETF CFD.....	8
SYNTHETIC STOCKS.....	9
SHARES / ETF.....	10

# CURRENCY CFD

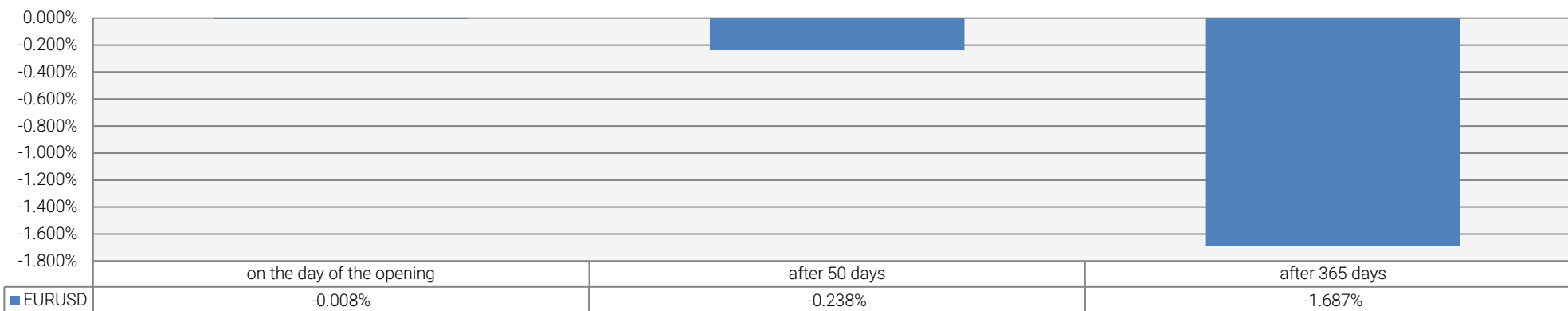


CFD Instrument	
Instrument	<b>EURUSD</b>
Product manufacturer	XTB DM S.A.
Transaction	Purchase
Volume	1 lot
Nominal value of transaction	€ 100,000.00
Margin collected	€ 3,333.33

Closing the transaction after	Spread	Swap points	Commission (closing and opening the position)	Cost	Return on investment (in %)*
	EUR	-	EUR	-	EUR
on the day of the opening	€ -8.00	-	€ 0,00	-	€ -8.00
50 days	€ -8.00	-	€ -230.00	-	€ -238.00
365 days	€ -8.00	-	€ -1,679.00	-	€ -1,687.00

\*The return on investment is calculated as the quotient of the sum of costs (spread + swap points + commission) and the nominal value of the transaction.

## Return on investment (in%)



# COMMODITY CFD

Exchange rate EURUSD = 1.14

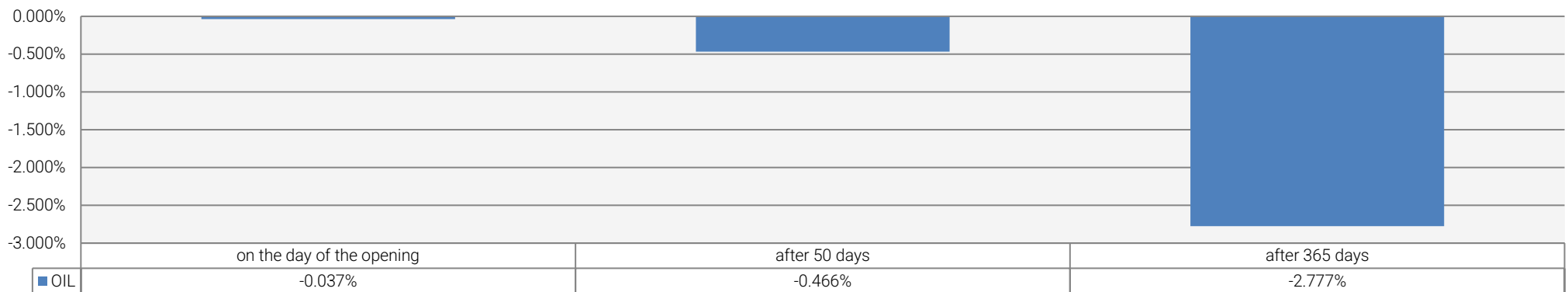


CFD Instrument	
Instrument	<b>OIL</b>
Product manufacturer	XTB DM S.A.
Transaction	Purchase
Volume	1 lot
Nominal value of transaction	\$ 80,500.00
Margin collected	\$ 8,050.00


Closing the transaction after	Spread		Swap points		Commission (closing and opening the position)		Cost		Return on investment (in %)*
	USD	EUR	USD	EUR	USD	EUR	USD	EUR	
on the day of the opening	\$ -30.00	€ -26.32	-	-	\$ 0,00	€ 0.00	\$ -30.00	€ -26.32	-0.037%
50 days	\$ -30.00	€ -26.32	\$ -345.00	€ -302.63	\$ 0,00	€ 0.00	\$ -375.00	€ -328.95	-0.466%
365 days	\$ -30.00	€ -26.32	\$ -2,518.50	€ -2,209.21	\$ 0,00	€ 0.00	\$ -2,548.50	€ -2,235.53	-2.777%

\*The return on investment is calculated as the quotient of the sum of costs (spread + swap points + commission) and the nominal value of the transaction.

## Return on investment (in%)



# INDEX CFD

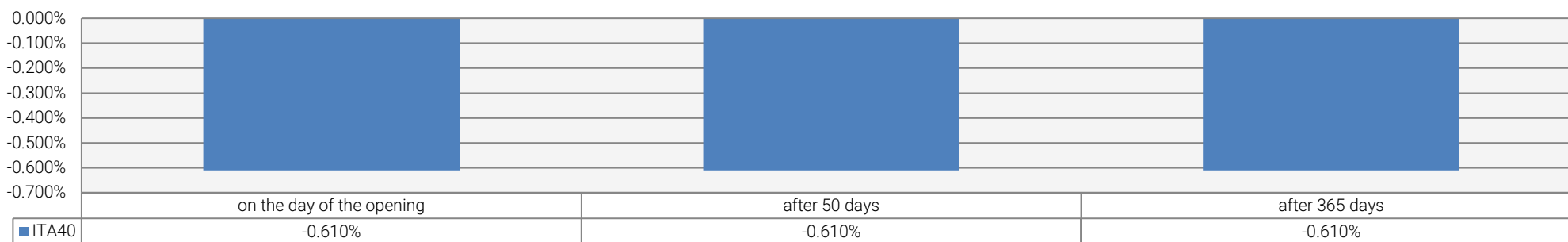


CFD Instrument	
Instrument	<b>ITA.40</b>
Product manufacturer	XTB DM S.A.
Transaction	Purchase
Volume	1 lot
Nominal value of transaction	€ 138,360.00
Margin collected	€ 13,836.00

Closing the transaction after	Spread		Swap points		Exchange fee		Commission (closing and opening the position)		Cost		Return on investment (in %)*
	EUR	-	EUR	-	EUR	-	EUR	-	EUR	-	
on the day of the opening	€ -45.00	-	-	-	€ -50.00	-	€ 0.00	-	€ -95.00	-	-0.069%
50 days	€ -45.00	-	€ -465.00	-	€ -50.00	-	€ 0.00	-	€ -560.00	-	-0.40%
365 days	€ -45.00	-	€ -3,394.50	-	€ -50.00	-	€ 0.00	-	€ -3,489.50	-	-2.52%


\*The return on investment is calculated as the quotient of the sum of costs (spread + swap points + exchange fee + commission) and the nominal value of the transaction.

## Return on investment (in%)



# STOCKS CFD

Exchange rate EURUSD = 1.14

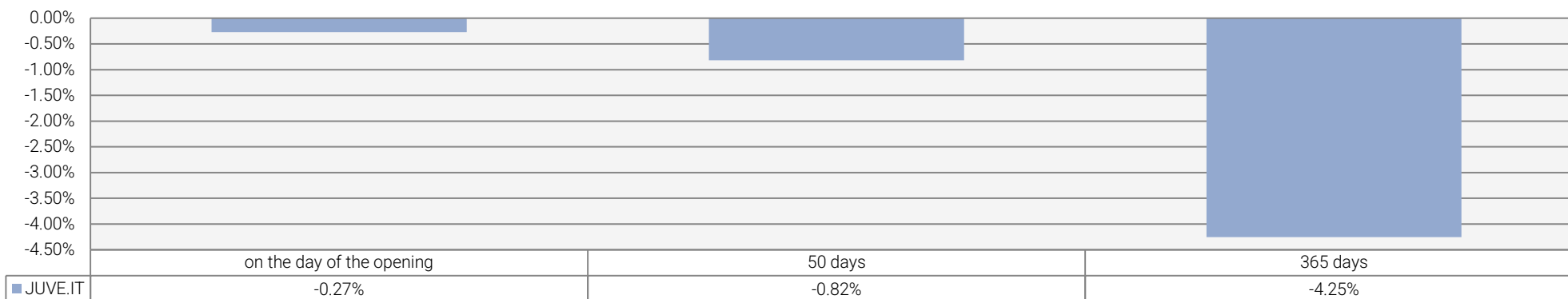


Equity CFD	
Instrument	<b>JUVE.IT</b>
Product manufacturer	XTB DM S.A.
Transaction	Purchase
Volume	100.000 lots
Nominal value of transaction	€68850
Margin collected	€22720.5

Closing the transaction after	Spread		Swap points		Transactional fees		Commission (closing and opening the position)		Cost		Return on investment (in %)*
	EUR	-	EUR	-	EUR	-	EUR	-	EUR	-	
on the day of the opening	-€ 19.00	-	€ 0.00	-	-€ 58.20	-	-€ 110.16	-	-€ 187.36	-	<b>-0.27%</b>
50 days	-€ 19.00	-	-€ 375.58	-	-€ 58.20	-	-€ 110.16	-	-€ 562.93	-	<b>-0.82%</b>
365 days	-€ 19.00	-	-€ 2 741.71	-	-€ 58.20	-	-€ 110.16	-	-€ 2 929.07	-	<b>-4.25%</b>

\*The return on investment is calculated as the quotient of the sum of costs (spread + swap points + transactional fees + commission) and the nominal value of the transaction.

## Return on investment (in%)



# ETF CFD

Exchange rate EURUSD = 1.14

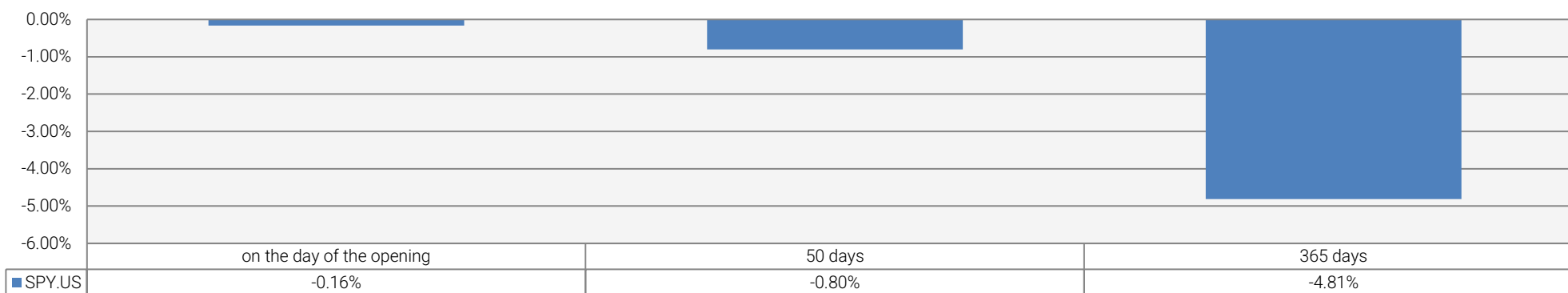


ETF CFD	
Instrument	<b>SPY.US</b>
Product manufacturer	XTB DM S.A.
Transaction	Purchase
Volume	1,000 lots
Nominal value of transaction	\$ 470410,00
Margin collected	\$ 94082,00

Closing the transaction after	Spread		Swap points		Commission (closing and opening the position)		Cost		Return on investment (in %)*
	USD	EUR	USD	EUR	USD	EUR	USD	EUR	
on the day of the opening	-\$11.80	€ 10.35	\$0.00	€ 0.00	-\$752.66	-€ 660.22	-\$764.46	-€ 672.02	<b>-0.16%</b>
50 days	-\$11.80	€ 10.35	-\$2 996.51	-€ 2 628.52	-\$752.66	-€ 660.22	-\$3 760.97	-€ 3 300.54	<b>-0.80%</b>
365 days	-\$11.80	€ 10.35	-\$21 874.54	-€ 19 188.19	-\$752.66	-€ 660.22	-\$22 638.99	-€ 19 860.21	<b>-4.81%</b>

\*The return on investment is calculated as the quotient of the sum of costs (spread + swap points + commission) and the nominal value of the transaction.

## Return on investment (in%)





# Synthetic Stocks

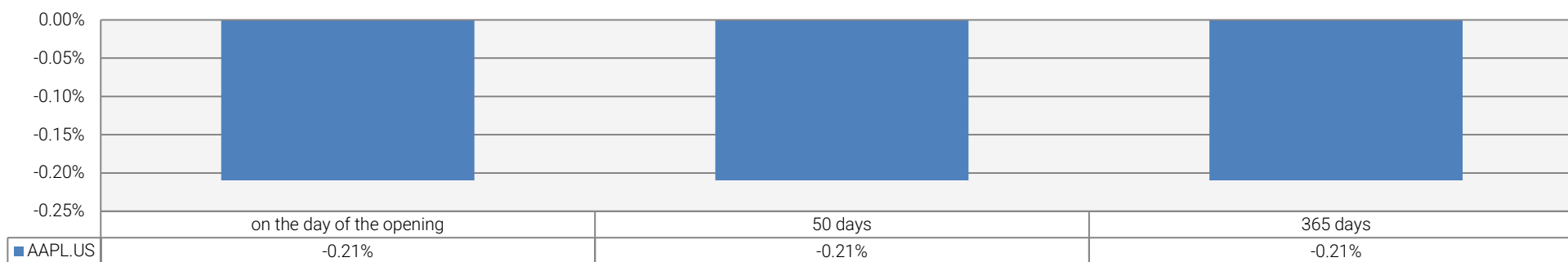
Exchange rate EURUSD = 1.14

Synthetic Stocks	
Instrument	<b>AAPL.US</b>
Product manufacturer	XTB DM S.A.
Transaction	Purchase
Volume	1,000 lots
Nominal value of transaction	\$ 160640,00
Margin collected	\$ 160640,00

Closing the transaction after	Spread		Swap points		Commission (closing and opening a position)		Exchange fees (Sec Fee for instruments from US)		Transactional fees		Cost		Return on investment (in %)*
	USD	EUR	USD	EUR	USD	EUR	USD	EUR	USD	EUR	USD	EUR	
on the day of the opening	-\$11.80	-€ 10.35	-	-	-\$321.28	-€ 281.82	-\$3.55	-€ 3.11	-	-	-\$336.63	-€ 295.29	<b>-0.21%</b>
50 days	-\$11.80	-€ 10.35	-	-	-\$321.28	-€ 281.82	-\$3.55	-€ 3.11	-	-	-\$336.63	-€ 295.29	<b>-0.21%</b>
365 days	-\$11.80	-€ 10.35	-	-	-\$321.28	-€ 281.82	-\$3.55	-€ 3.11	-	-	-\$336.63	-€ 295.29	<b>-0.21%</b>

\*The return on investment is calculated as the quotient of the sum of costs (spread + swap points + commission + exchange fees + transactional fees) and the nominal value of the transaction.

## Return on investment (in%)



# Shares / ETF

Exchange rate EURUSD = 1.14 | Margin on exchange rate = 0.5%

Shares / ETF	
Instrument	<b>AAPL.US</b>
Product manufacturer	Product issuer
Transaction	Purchase
Volume	1,000 shares
The cost of acquiring the shares USD	\$ 160640 ,00
The cost of acquiring the shares EUR	€ <b>142969.60</b>

Closing the transaction after	Spread		Swap points		Commission (closing and opening a position)		Exchange fees (Sec Fee for instruments from US)		Cost		Return on investment (in %)*
	USD	EUR	USD	EUR	USD	EUR	USD	EUR	USD	EUR	
on the day of the opening	-\$6.30	-€ 5.53	-	-	-\$321.28	-€ 281.82	-\$3.55	-€ 3.11	-\$331.13	-€ 290.47	<b>-0.21%</b>
50 days	-\$6.30	-€ 5.53	-	-	-\$224.72	-€ 140.91	-\$3.55	-€ 3.11	-\$234.57	-€ 149.55	<b>-0.15%</b>
365 days	-\$6.30	-€ 5.53	-	-	-\$224.72	-€ 140.91	-\$3.55	-€ 3.11	-\$234.57	-€ 149.55	<b>-0.15%</b>

\* Average annual spread: USD 0.0063 (source: Bloomberg)

\*\* Commission charged when the turnover exceeds EUR 100,000 in a calendar month (according to the Table of Fees and Commissions) only for the value of transactions exceeding the EUR 100,000 threshold.

Opening commission:

Excess of turnover over the threshold of EUR 100,000: 142,970 - 100,000 = EUR 42,970

The USD equivalent is USD 48 289.4

The commission in USD was calculated as follows: 48 289.4 USD \* 0.2% = 96.56 USD

Closing commission: 160 640 USD \* 0,2% = 321,28 USD

For sales transactions, the entire value of the transaction is subject to commission due to reaching the EUR 100,000 turnover limit for the month.

Opening commission:

Excess of turnover over the EUR 100,000 threshold:  $142,970 - 100,000 = \text{EUR } 42,970$

The USD equivalent is USD 48 280.4

The commission in USD was calculated as follows:  $48\,280.4 \text{ USD} * 0.2\% = 96.56 \text{ USD}$

Closing commission

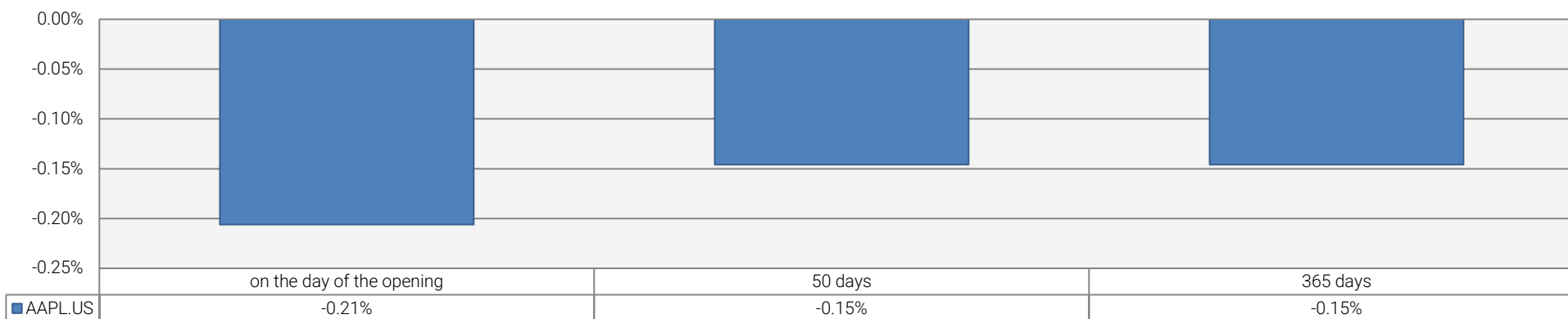
Excess of the sale transaction over the threshold of EUR 100,000 (the sale transaction relates to the following calendar month):  $142,970 - 100,000 = \text{EUR } 42,970$

The USD equivalent is USD 48,280.45

The commission in USD was calculated as follows:  $48\,280.45 \text{ USD} * 0.2\% = 96.56 \text{ USD}$

\*\*\* The return on investment is calculated as the sum of costs (spread + swap points + commission + exchange fees) divided by the nominal value of the transaction

### Return on investment (in%)



## General Comments

- a. Payments between XTB MENA Limited ('XTB MENA') and its execution venue XTB Spółka Akcyjna ('XTB S.A.' or 'XTB'): XTB MENA receives fees/commissions from XTBS.A. on the basis of the Cost-Plus method resulting from the conclusion of an Intermediary Agreement between XTBS.A. and XTBS.A.
- b. Note: XTBS.A. does not offer its clients trading in ETF CFDs, Synthetic Stocks and Shares/ETF.

## EX-POST INFORMATION PAYMENTS FOR YEAR 2021

- a. Fees/commission received by XTBS.A. from XTBS.A. for year 2021, amounted to USD 1,806,882.18.

