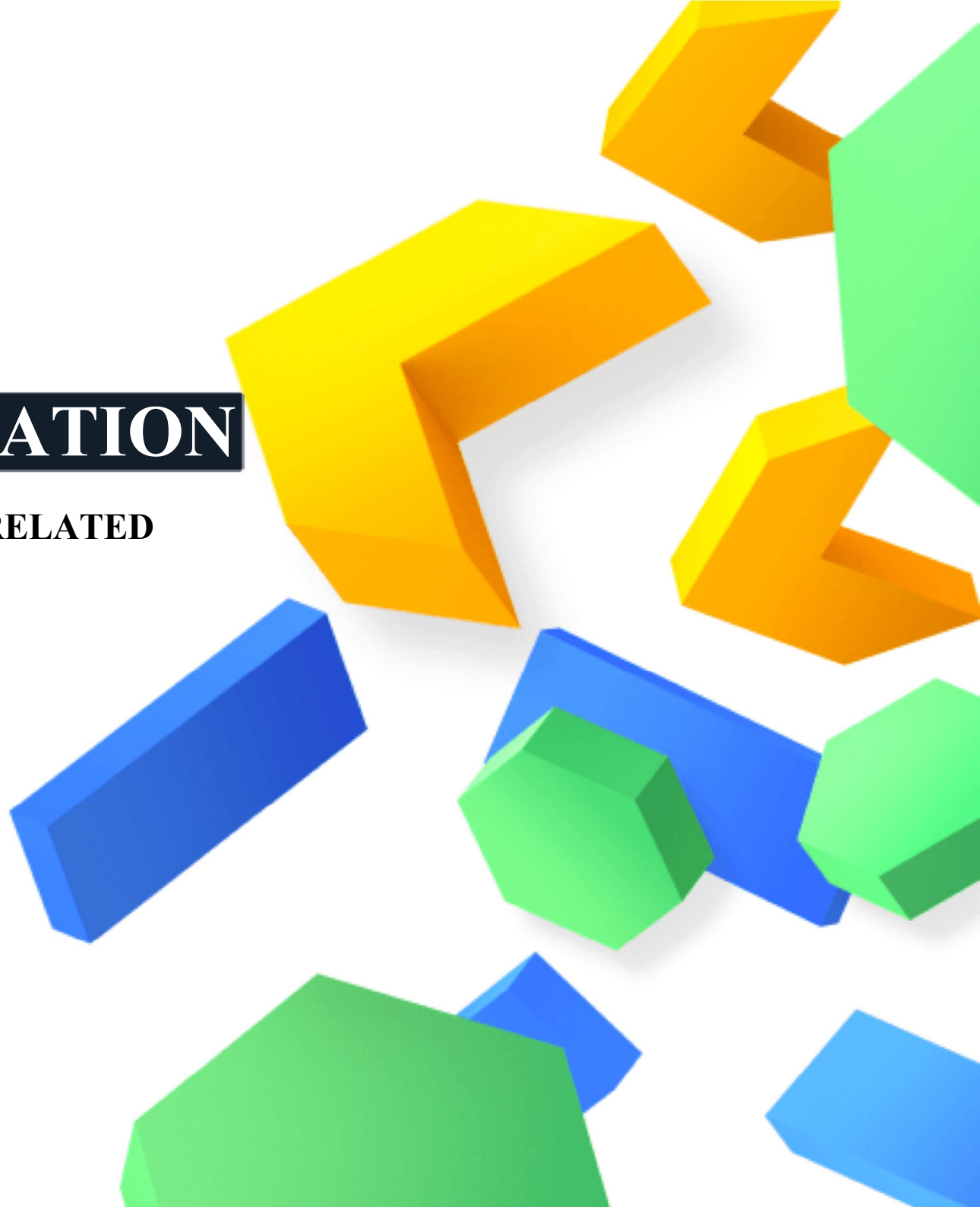


EX-ANTE INFORMATION

**ABOUT THE COSTS AND CHARGES RELATED
TO THE INVESTMENT SERVICE**



In accordance with the regulations resulting from the Commission Delegated Regulation (EU) 2017/565 of 25.04.2016 supplementing Directive 2014/65/EU of the European Parliament and of the Council as regards organisational requirements and operating conditions for investment firms and defined terms for the purposes of that Directive, X-Trade Brokers Dom Maklerski SA (hereinafter referred to as: "XTB") is obliged to provide adequate and relevant information about the costs and charges related to the provision of investment services and benefits received from third parties before the provision of the investment service or ancillary service. In order to meet this obligation, XTB hereby provides this report showing the estimated costs incurred by the Client related to the financial instrument or investment service.

The costs presented in this document should be treated only as estimated values. The exact values of costs appropriate for a given Financial Instrument are presented in the cost [tables](#).




Table of Contents

CURRENCY CFD 4


CRYPTOCURRENCY CFD 5

COMMODITY CFD..... 6

INDEX CFD 7

EQUITY CFD 8

ETF CFD..... 9



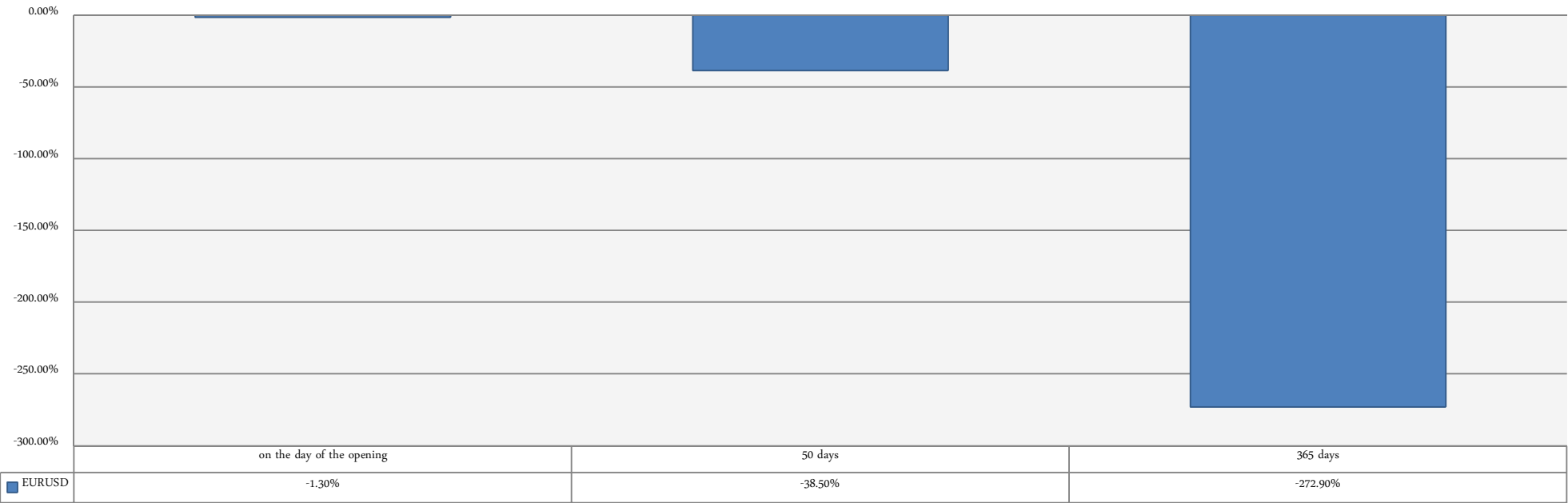
CFD Instrument	
Instrument	EURUSD
Transaction	Purchase
Volume	1 lot
Nominal value of transaction	₭ 100,000.00
Margin collected	₭ 1,000.00

Closing the transaction after	Spread		Swap		Commission (closing and opening the position)		Cost	Return on investment (in %)	
	EUR	GBP	EUR	GBP	EUR	GBP	EUR	GBP	
on the day of the opening	₭ -6.45	£-5.68	-	-	₭ -7.00	£-6.16	₭ 13.45	£-11.84	-1.30%
50 days	₭ -6.45	£-5.68	₭ -372.00	£-327.36	₭ -7.00	£-6.16	₭ 385.45	£-339.20	-38.50%
365 days	₭ -6.45	£-5.68	₭ -2,715.60	£-2,389.73	₭ -7.00	£-6.16	₭ -2,729.05	£-2,401.56	-272.90%

CURRENCY CFD

Exchange rate EURGBP = 0.88

Return on investment (in %)



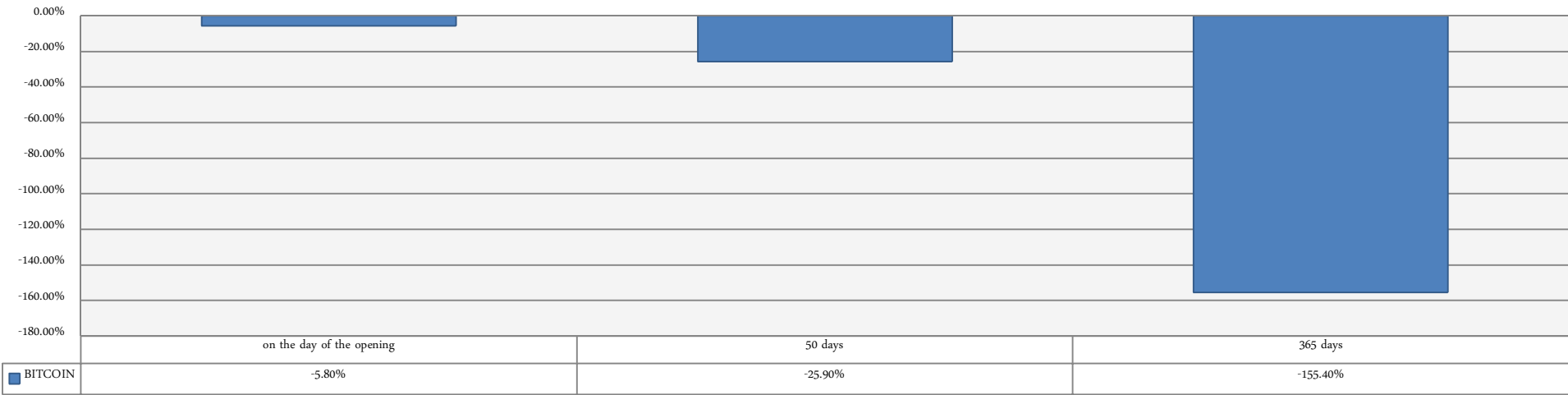
CRYPTOCURRENCY CFD

Exchange rate USDGBP = 0.74

CFD Instrument	
Instrument	BITCOIN
Transaction	Purchase
Volume	1 lot
Nominal value of transaction	\$ 10,500.00
Margin collected	\$ 2,100.00

Closing the transaction after	Spread		Swap points		Commission (closing and opening the position)		Cost		Return on investment (in %)
	USD	GBP	USD	GBP	USD	GBP	USD	GBP	
on the day of the opening	\$ -105.00	£-77.70	\$ -8.63	£-6.39	-\$ 8.00	£-5.92	\$ -121.63	£-90.01	-5.80%
50 days	\$ -105.00	£-77.70	\$ -431.50	£-319.31	-\$ 8.00	£-5.92	\$ -544.50	£-402.93	-25.90%
365 days	\$ -105.00	£-77.70	\$ -3,149.95	£-2,330.96	-\$ 8.00	£-5.92	\$ -3,262.95	£-2,414.58	-155.40%

Return on investment (in %)



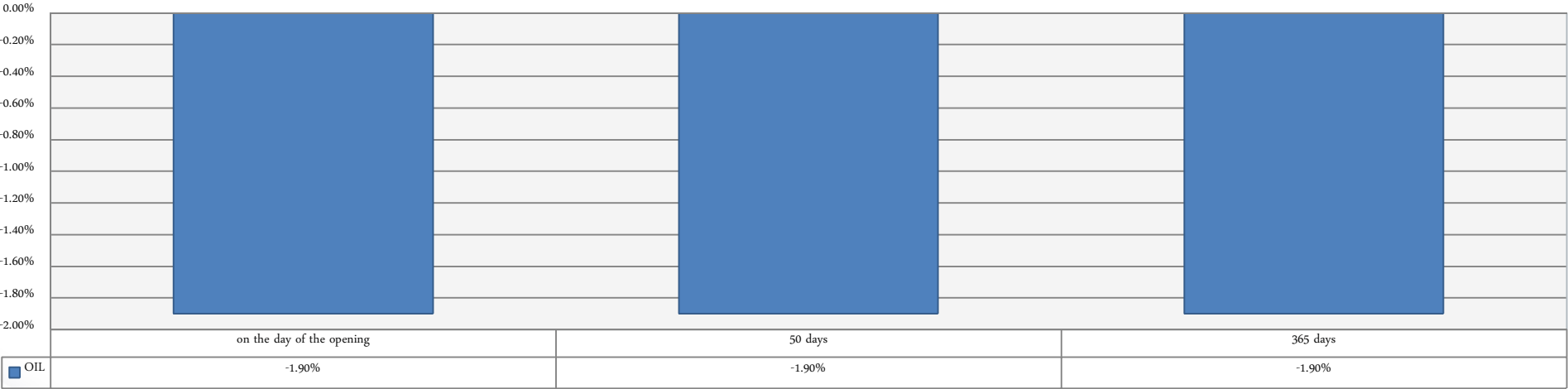
COMMODITY CFD

CFD Instrument	
Instrument	OIL
Transaction	Purchase
Volume	1 lot
Nominal value of transaction	\$ 65,000.00
Margin collected	\$ 1,950.00

Closing the transaction after	Spread		Swap points		Commission (closing and opening the position)		Cost		Return on investment (in %)
	USD	GBP	USD	GBP	USD	GBP	USD	GBP	
on the day of the opening	\$ -30.00	£-22.20	-	-	-\$ 8.00	£-5.92	\$ -38.00	£-28.12	-1.90%
50 days	\$ -30.00	£-22.20	-	-	-\$ 8.00	£-5.92	\$ -38.00	£-28.12	-1.90%
365 days	\$ -30.00	£-22.20	-	-	-\$ 8.00	£-5.92	\$ -38.00	£-28.12	-1.90%

Exchange rate USDGBP = 0.74

Return on investment (in %)

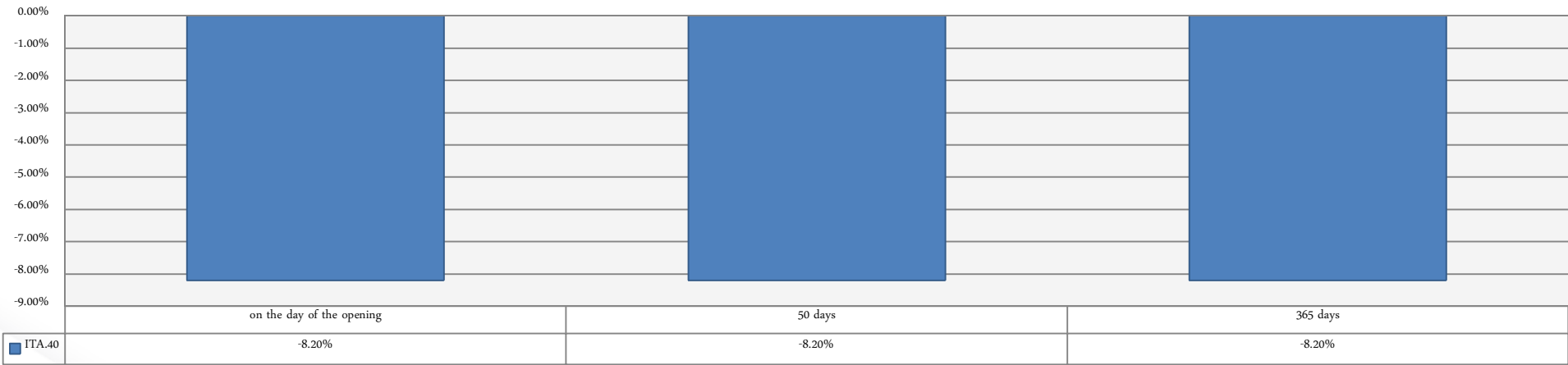


INDICES CFD

Exchange rate EURGBP = 0.88

CFD Instrument											
Instrument	ITA.40										
Transaction	Purchase										
Volume	1 lot										
Nominal value of transaction	Ⓟ 111,600.00										
Margin collected	Ⓟ 1,674.00										
Closing the transaction after	Spread		Swap		Exchange fee		Commission (closing and opening the position)		Cost		Return on investment (in %)
	EUR	GBP	EUR	GBP	EUR	GBP	EUR	GBP	EUR	GBP	
on the day of the opening	- Ⓟ 80.00	£-70.40	-	-	- Ⓟ 50.00	£-44.00	- Ⓟ 7.00	£-6.16	- Ⓟ 137.00	£-120.56	-8.20%
50 days	- Ⓟ 80.00	£-70.40	-	-	- Ⓟ 50.00	£-44.00	- Ⓟ 7.00	£-6.16	- Ⓟ 137.00	£-120.56	-8.20%
365 days	- Ⓟ 80.00	£-70.40	-	-	- Ⓟ 50.00	£-44.00	- Ⓟ 7.00	£-6.16	- Ⓟ 137.00	£-120.56	-8.20%

Return on invesment (in %)



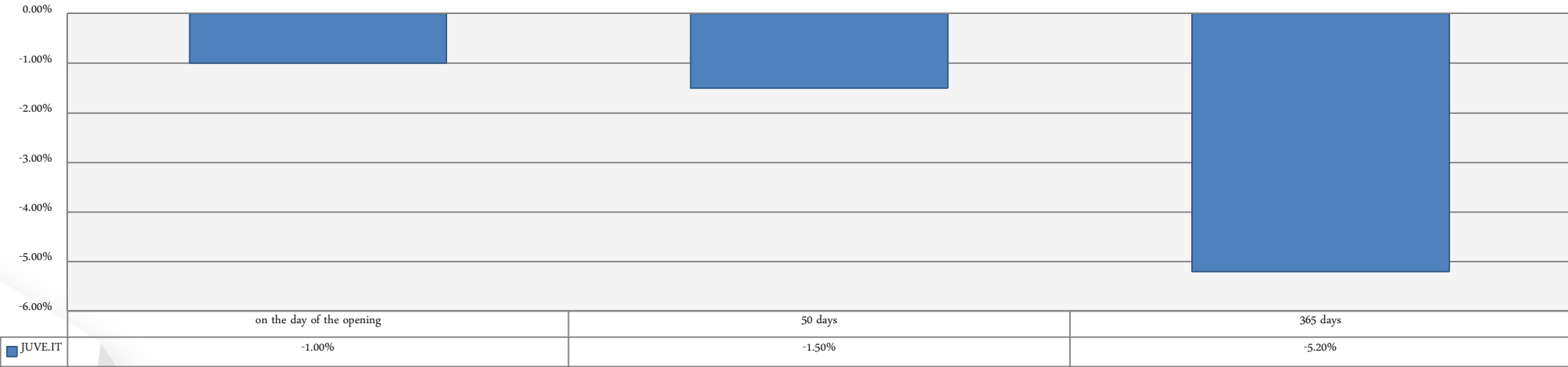
Equity CFD

Equity CFD	
Instrument	JUVE.IT
Transaction	Purchase
Volume	100.000 lots
Nominal value of transaction	Ⓟ 65,000.00
Margin collected	Ⓟ 32,500.00

Closing the transaction after	Spread		Swap points		Transactional fees		Commission (closing and opening the position)		Cost		Return on investment (in %)
	EUR	GBP	EUR	GBP	EUR	GBP	EUR	GBP	EUR	GBP	
on the day of the opening	- Ⓟ150.00	£-132.00	-	-	- Ⓟ 55.50	£-48.84	- Ⓟ 104.00	£-91.52	- Ⓟ 309.50	£-272.36	-1.00%
50 days	- Ⓟ150.00	£-132.00	- Ⓟ 187.00	£-164.56	- Ⓟ 55.50	£-48.84	- Ⓟ 104.00	£-91.52	- Ⓟ 496.50	£-436.92	-1.50%
365 days	- Ⓟ150.00	£-132.00	- Ⓟ 1,365.10	£-1,201.29	- Ⓟ 55.50	£-48.84	- Ⓟ 104.00	£-91.52	- Ⓟ 1,674.60	£-1,473.65	-5.20%

Exchange rate EURGBP = 0.88

Return on investment (in %)



ETF CFD

ETF CFD	
Instrument	VXX.US
Transaction	Purchase
Volume	1,000 lots
Nominal value of transaction	\$ 44,720.00
Margin collected	\$ 44,720.00

Closing the transaction after	Spread		Swap points		Commission (closing and opening the position)		Cost		Return on investment (in %)
	USD	GBP	USD	GBP	USD	GBP	USD	GBP	
on the day of the opening	\$ -40.00	£-29.60	-	-	-\$ 71.55	£-52.95	\$ -111.55	£-82.55	-0.25%
50 days	\$ -40.00	£-29.60	\$ -189.94	£-225.88	-\$ 71.55	£-52.95	\$ -368.23	£-272.49	-0.82%
365 days	\$ -40.00	£-29.60	\$ -1,873.77	£-1,386.59	-\$ 71.55	£-52.95	\$ -1,985.32	£-1,469.14	-4.44%

Exchange rate USDGBP = 0.74

Return on investment (in %)

